

XT55G (12V 55Ah)

SPECIFICATIONS

Nominal Voltage (V) 12V

Nominal Capacity

20 hour rate (2.75A to 10.50V)	55Ah
5 hour rate (9.35A to 10.20V)	46.75Ah
1 hour rate (30.25A to 9.60V)	30.25Ah
1C (55A to 9.60V)	29.33Ah

Weight Approx. 17.0kg (37.4lbs)

Internal Resistance (@1kHz) Approx. 8mΩ

Maximum Discharge Current For 5 seconds 660A

Charging Methods @25°C (77°F)

Cycle Use:
 Charging Voltage 13.80V to 14.40V
 Coefficient -5.0mV/°C/Cell
 Maximum Charging Current 16.5A

Standby Use:
 Float Charging Voltage 13.50V to 13.80V
 Coefficient -3.0mV/°C/Cell

Operating Temperature Range

Charge	-15°C (5°F)	to	+40°C (104°F)
Discharge	-15°C (5°F)	to	+50°C (122°F)
Storage	-15°C (5°F)	to	+40°C (104°F)

Charge Retention (Shelf Life) @20°C (68°F)

1 month	98%
3 months	94%
6 months	85%

Case Material ABS

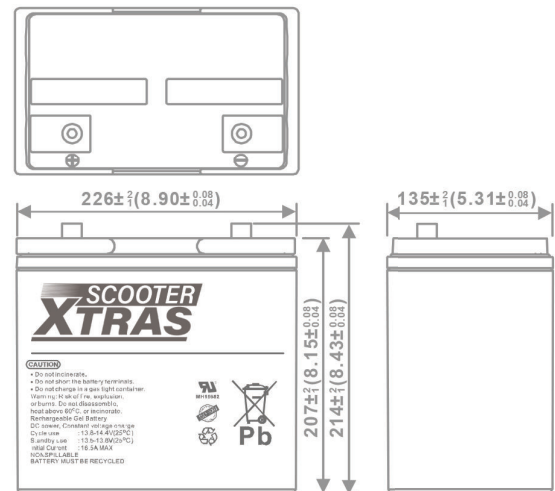
Terminal F8

Description of Torque Value of Hard Ware for the Terminals

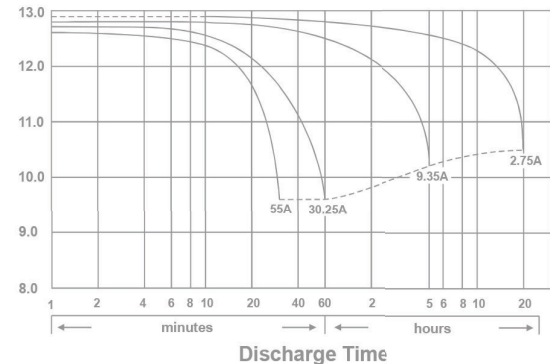
Recommended Torque Value	M6: 5.39 N-m (55kg-cm)
Max. Allowable Torque Value	M6: 8.82 N-m (90kg-cm)



DIMENSIONS mm (inch)

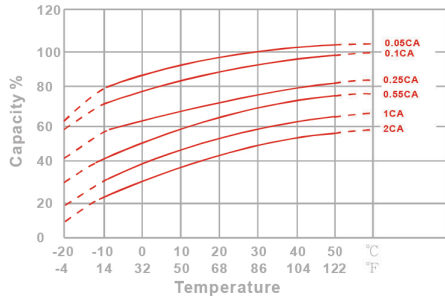


(V) FOR 12V BATTERY Discharge Time VS. Discharge Current (25°C)

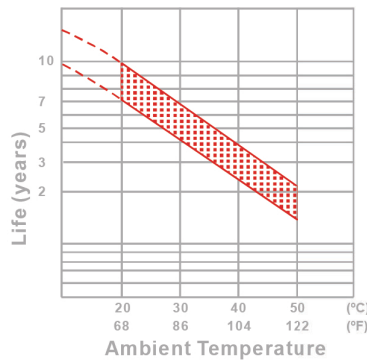


XT55G

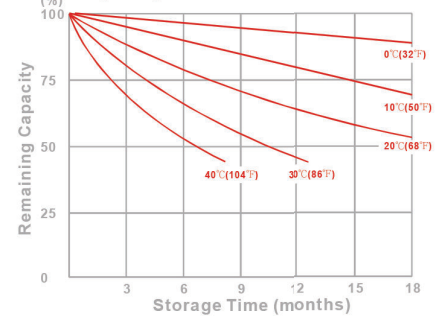
Effect of Temperature on Capacity 25°C (77°F)



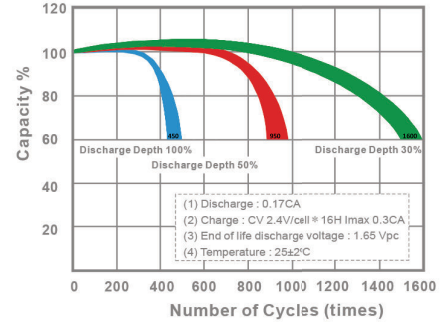
Trickle (or float) Service Life



Capacity Retention Characteristic



Cycle Service Life



- PERFORMANCE DATA

Discharge Rates in Watts to Various End Voltages at 25°C (77°F)

End Voltage		1.85V	1.80V	1.75V	1.70V	1.67V	1.65V	1.60V
5	min	1810	2100	2279	2375	2395	2415	2448
10	min	1187	1377	1495	1557	1570	1584	1605
15	min	922	1036	1117	1179	1189	1200	1215
30	min	498	567	610	630	637	644	653
60	min	343	363	379	390	395	399	406
120	min	182	201	214	223	226	230	235
180	min	134	147	158	166	169	172	176
240	min	110	121	129	136	138	140	143
300	min	99.4	107	113	117	119	120	122
600	min	61.5	64.9	66.3	67.4	67.8	68.3	69.0
1200	min	32.2	33.9	34.8	35.5	35.8	36.1	36.6

- Discharge Rates in Amperes to Various End Voltages at 25°C (77°F)

End Voltage		1.85V	1.80V	1.75V	1.70V	1.67V	1.65V	1.60V
5	min	162	188	201	216	210	214	219
10	min	95.8	110	122	131	134	137	140
15	min	76.4	86.5	93.7	97.9	99.2	101	103
30	min	41.6	47.7	51.4	53.0	53.6	54.2	54.9
60	min	27.9	31.5	33.2	34.4	34.7	35.1	35.6
120	min	16.1	17.4	18.3	19.0	19.2	19.5	19.8
180	min	12.4	13.2	13.7	14.1	14.2	14.4	14.6
240	min	10.2	10.8	11.2	11.5	11.6	11.7	11.8
300	min	8.84	9.22	9.53	9.74	9.81	9.88	9.97
600	min	4.98	5.24	5.42	5.53	5.57	5.62	5.68
1200	min	2.56	2.70	2.81	2.89	2.92	2.95	2.99

All data on the spec. sheet is an average value:

The tolerance range : $X < 6\text{min}$ (+15%~-15%), $6\text{min} \leq X < 10\text{min}$ (+12%~-12%), $10\text{min} \leq X < 60\text{min}$ (+8%~-8%), $X \geq 60\text{min}$ (+5%~-5%)

Performance may vary depending on application. All specifications are correct at time of creation. All specifications and operation conditions contained in this datasheet are subject to change or improvement without prior notice to the user. This data is for evaluation purposes only. No guarantee is intended or implied by this data. For clarification and updated information, please contact us.