

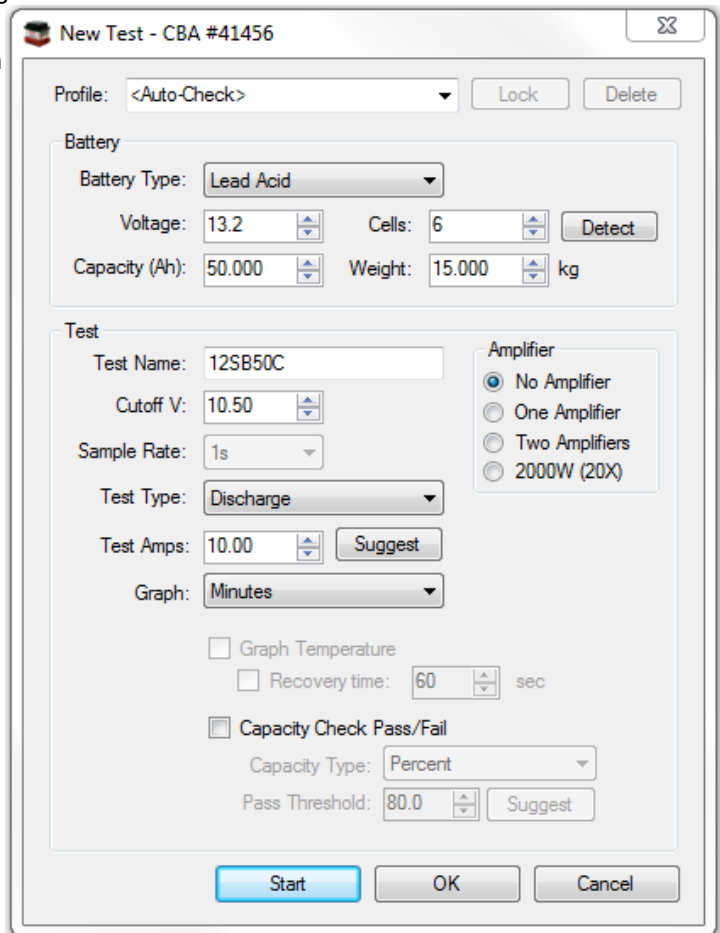
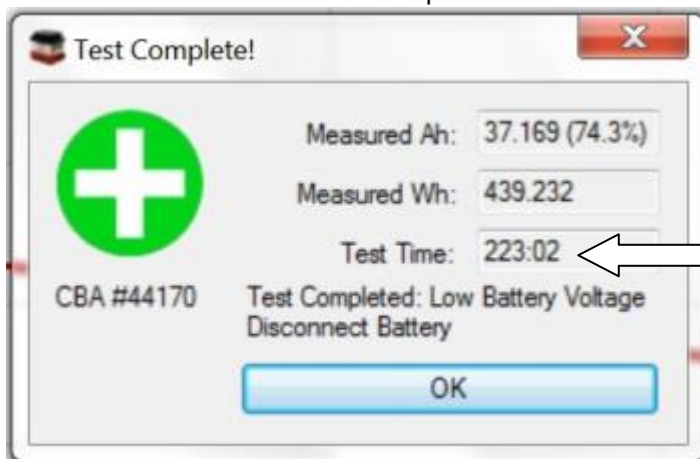


Testing Steps with West Mountain Radio CBAIV 150W

1. Fully charge 12V AGM/GEL SLA battery
2. Start software with double click icon 
3. Connect the SLA battery to CBAIV with correct polarity.
4. Click new test button  on the top right corner.
5. Input settings as the example shown



6. Click button 'Start' to run test.
7. After test finishes, compare test time with the corresponding figure in the "Discharge Time Table" attached. If it is equal or higher than that in the table, the result is 'Pass'. Otherwise the result is 'Fail'. Please see the example below.



6 month old battery pass test as Test time is higher than 204 minutes in the Time table.